

How do I Sign in on an Android device?

To use Classroom on your Android device, download the Classroom app from Google Play.

1. On your device, tap Google Play Store.
2. Find and install the Google Classroom app.

Note: You may need to install the Google Docs App and the Google Slides App if work is going to be edited in these tools.

How do I sign in on an iPad or iPhone?

To use Classroom on your iPhone® or iPad®, download the Classroom app from the App Store.

1. On your device, tap App Store.
2. Find and install the Google Classroom app.

Note: You may need to install the Google Docs App and the Google Slides App if work is going to be edited in these tools.


[WATCH VIDEO Using Google Classroom on an iPad/iPhone](#)

This is a long but comprehensive walkthrough of Google Classroom

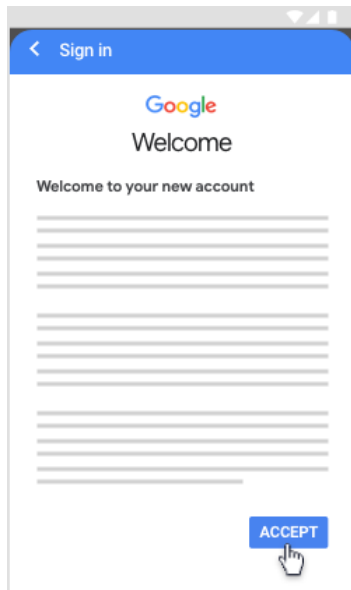
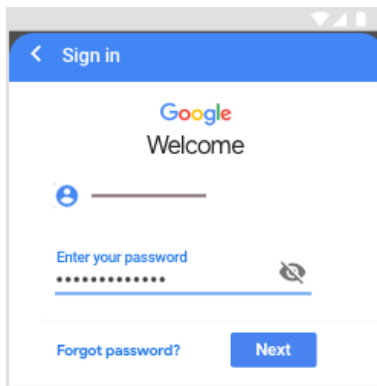
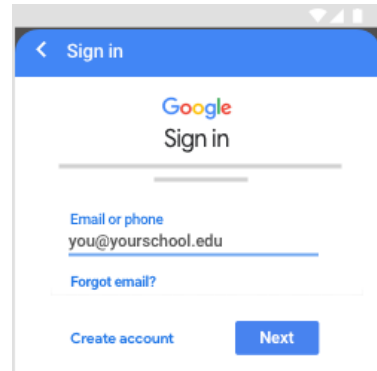
How do I Sign into Classroom for the First Time?

To learn more about downloading the Classroom app, see [Get the Classroom app](#).

1. Tap Classroom .
2. Tap Get Started.

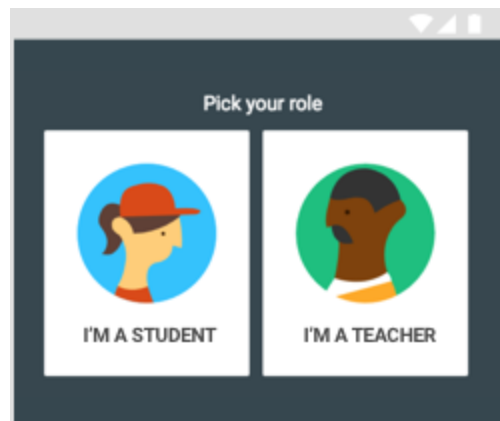


3. Tap Add account.
4. Enter your username and tap Next.
5. Enter your password and tap Next.
6. If there is a welcome message, read it and tap Accept.



7. If you are using a G Suite for Education account, tap I'm A Student or I'm A Teacher. Note: Users with personal Google Accounts won't see this option.
8. (Optional) To receive Classroom notifications, tap Allow.

[Google Support: How do I sign in to Classroom?](#)



Created by the UGDSB Tech Coaches

[Return to Home Screen](#)

