

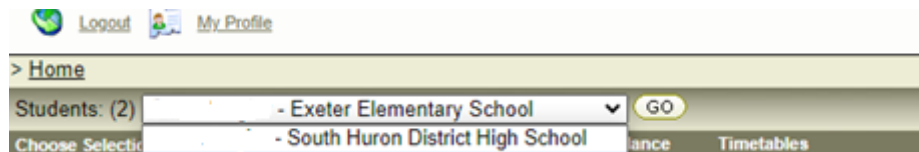
Access Report Card in Parent Portal

1. Navigate to your child's school web page and click on the link to the Parent Portal. Log onto the Maplewood ConnectEd Parent portal. **Your Username is**



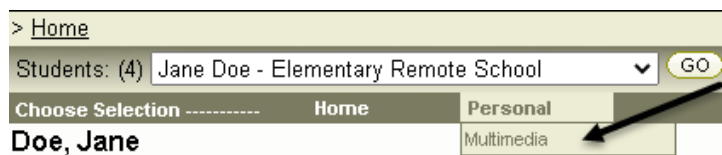
your email address used to create your Parent Portal account:

2. Once logged into the Parent Portal, use the dropdown menu to toggle between

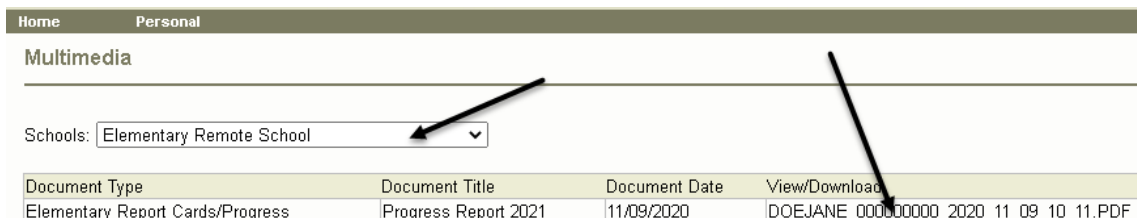


students. Select the student you wish to view and click on GO.

3. Once the data is loaded, click on Personal > Multimedia:



Click on the PDF link to view the report card:



Document Type	Document Title	Document Date	View/Download
Elementary Report Cards/Progress	Progress Report 2021	11/09/2020	DOEJANE_00000000_2020_11_09_10_11.PDF

4. Depending on your browser the PDF may automatically open or be a download. Use the free Adobe PDF Reader to open view the report card.