


How to Access Your Hour Republic Account

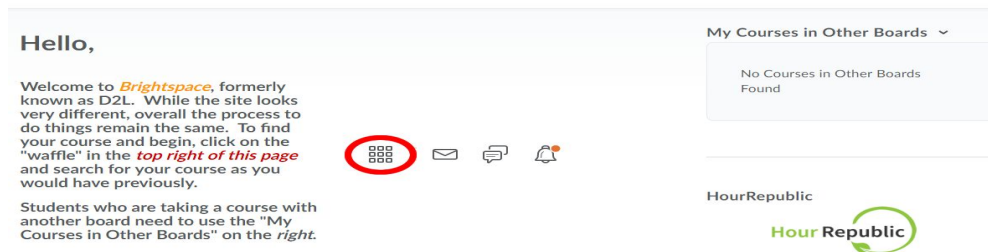
All Westside students will submit their community involvement hours online using Hour Republic.

To register/access your account, please following the steps outlined below.

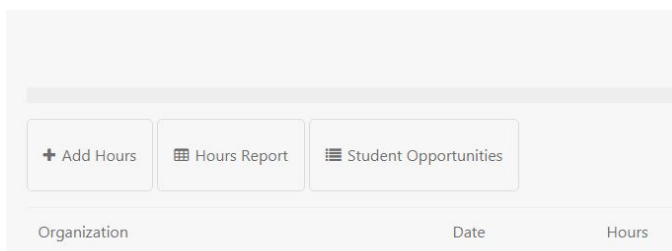
1. Log into your UG Cloud account
2. From the UG Cloud dashboard, select the “Brightspace (d2l)” Icon



3. You will find the Hour Republic Link on the far right hand side of your screen



4. The first time you login you will need to register. You will need a parent's name, phone number and email address to complete your registration. (you will only need to do this step once!)
5. Click the “Add Hours” button to start inputting your hours as you complete them.



Questions? See Mrs. Kirkland in Guidance for help registering, adding hours or any other concerns you have.

